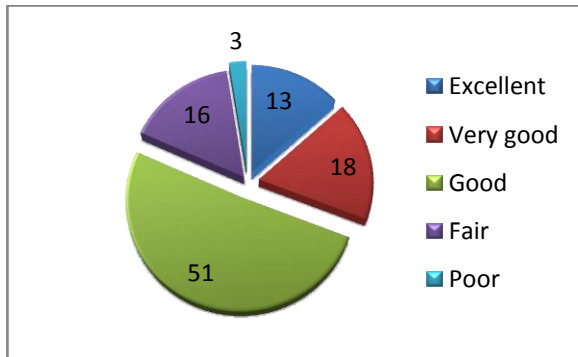


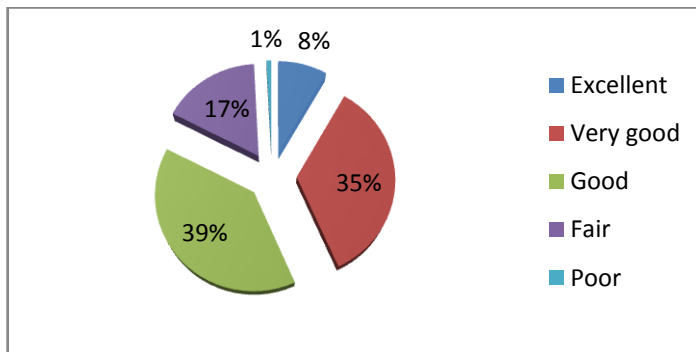
The student satisfaction survey was taken as per NAAC guidelines. The following are the feedback received:

A. Rating on the B.Com. Course:

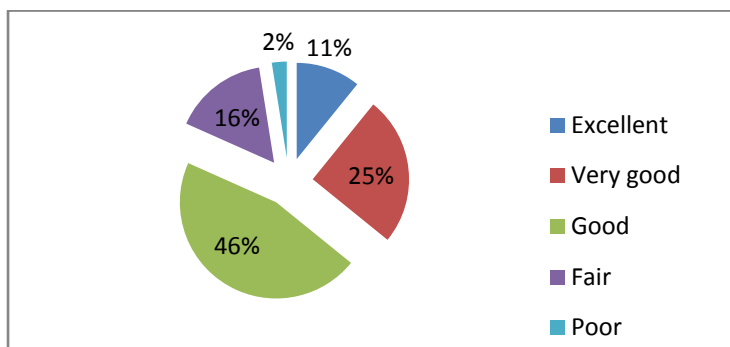
1. Learning value in terms of concepts, skills, knowledge, analytical abilities or broadening perspectives:



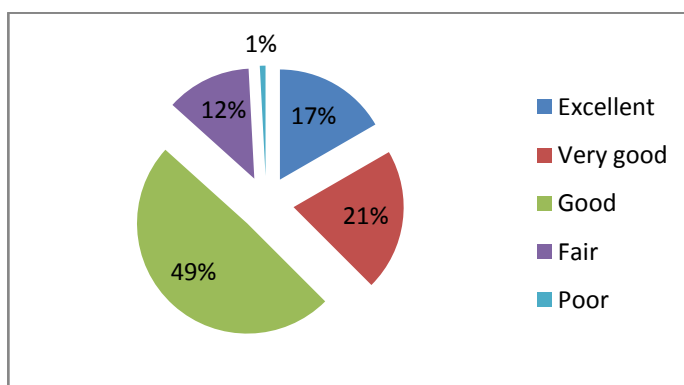
2. Applicability/relevance of the B.Com. course to real life situations



3. Depth and extent of the B.Com. Course content/ Syllabus:

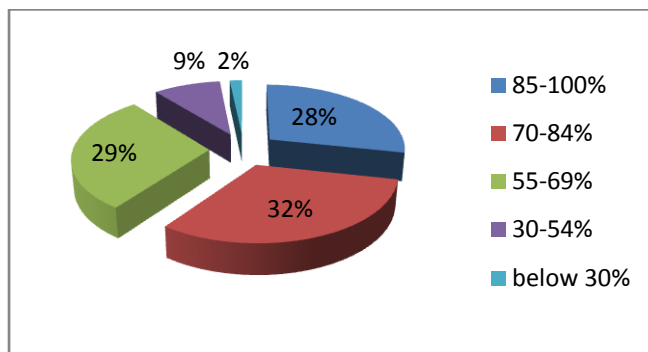


4. Overall rating on the B.Com. Course

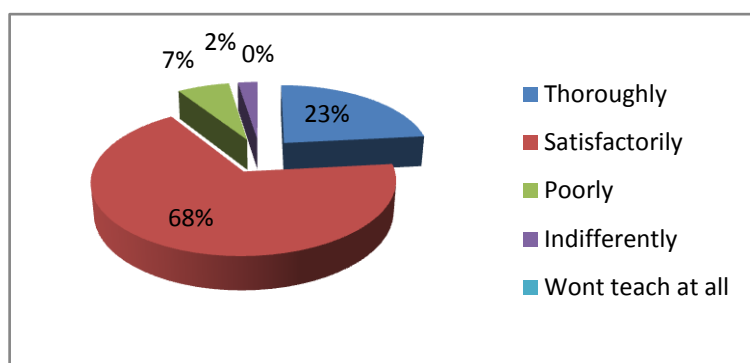


B. Rating on the Teaching Learning Evaluation

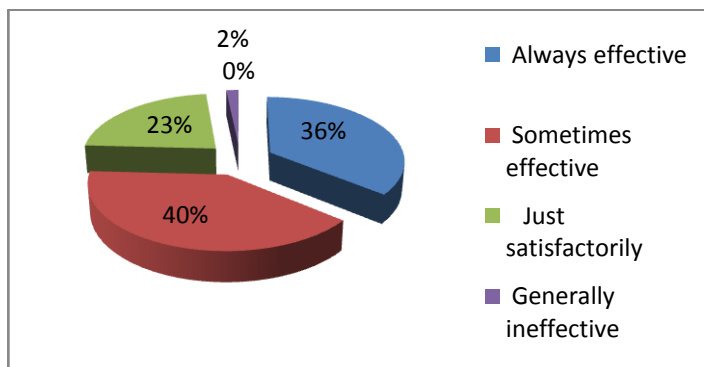
5. How much of the syllabus was covered in your last session?



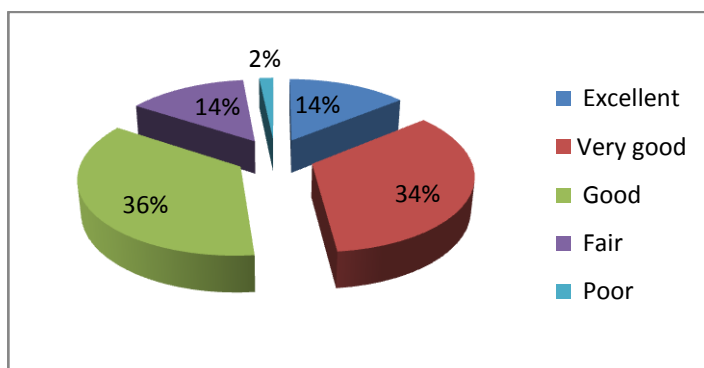
6. How well did the teachers prepare for the classes?



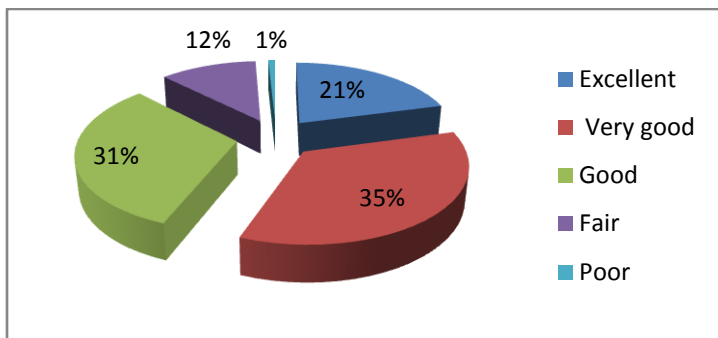
7. How well were the teachers able to communicate?



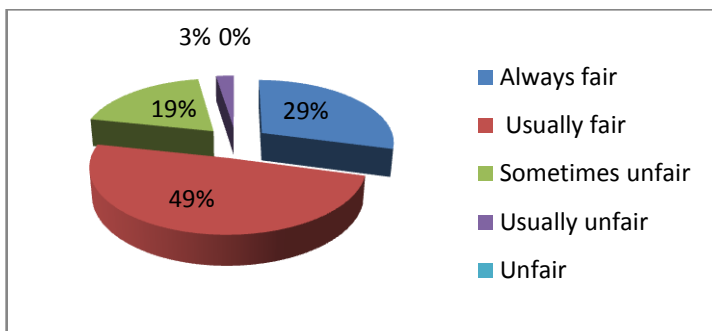
8. The teacher's approach to teaching can best be described as



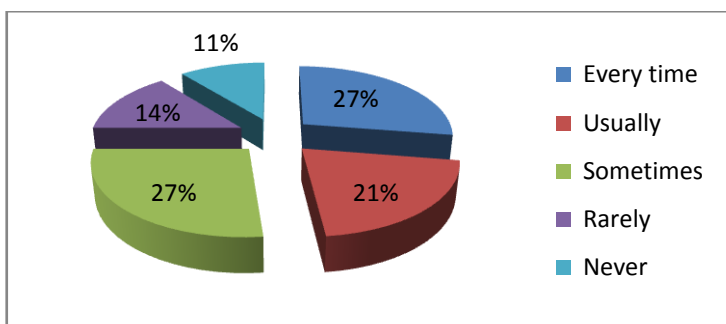
9. Availability of the Teachers inside and outside class



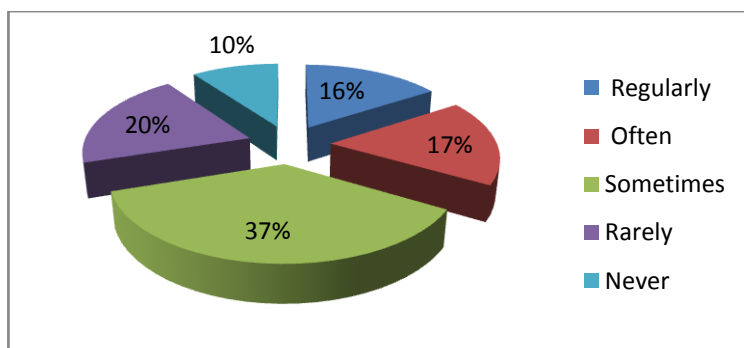
10. Fairness of the internal evaluation process by the teachers.



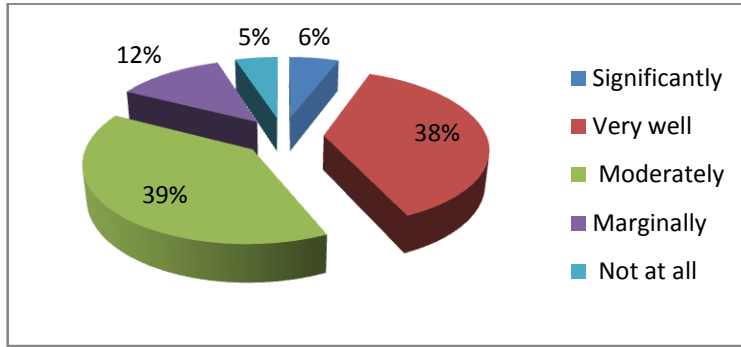
11. Was your performance in assignments discussed with you?



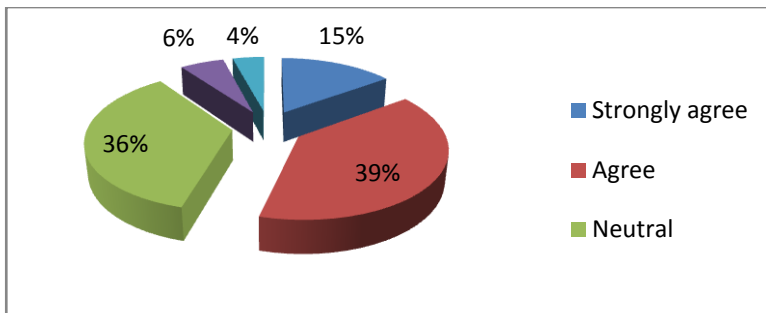
12. The institute takes active interest in promoting internship, student exchange, field visit opportunities for students.



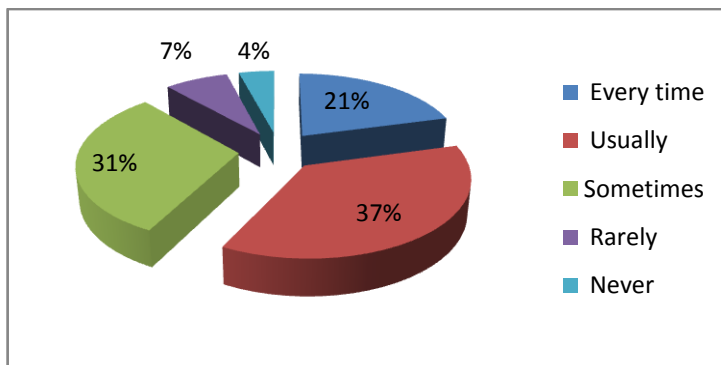
13. The teaching and mentoring process in the College facilitates you in cognitive, social & emotional growth.



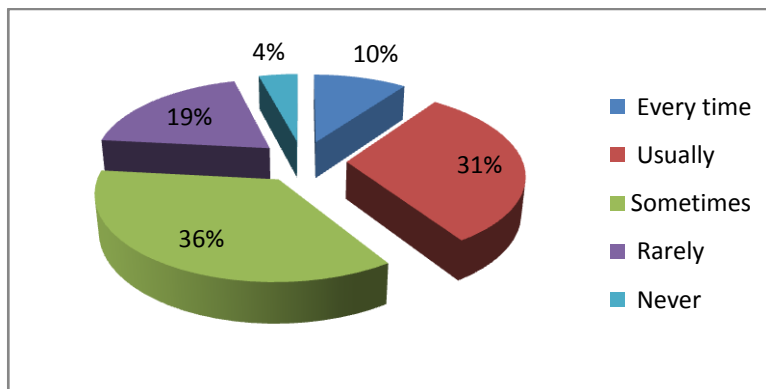
14. The institution provides multiple opportunities to learn and grow



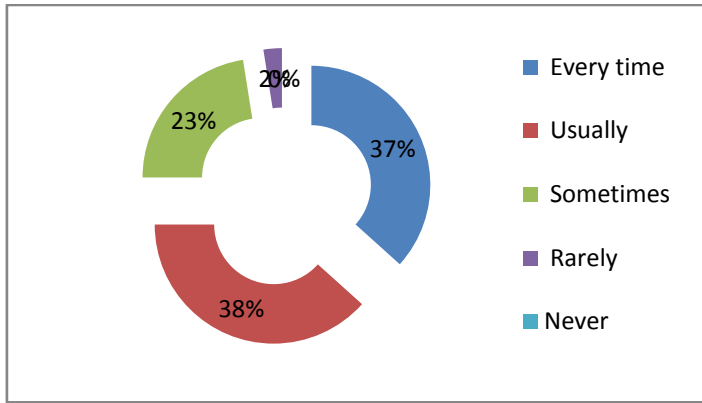
15. Teachers inform you about your expected competencies, course outcomes and programme outcomes.



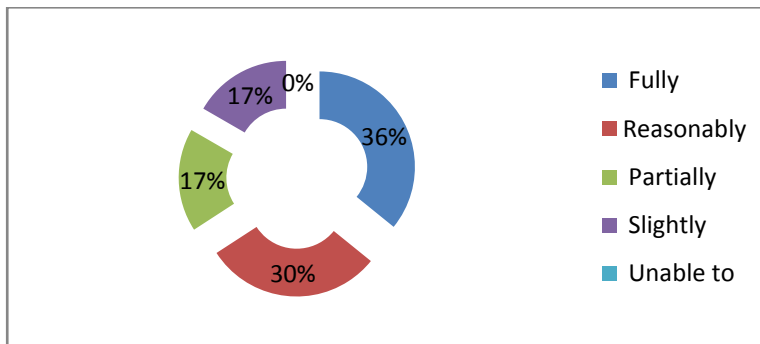
16. Your mentor does a necessary follow-up with an assigned task to you



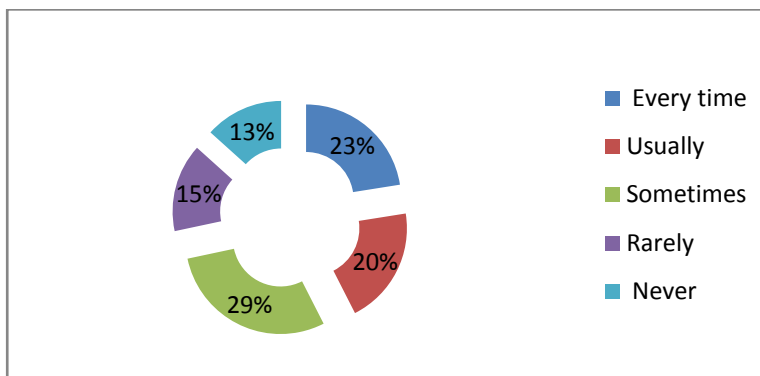
17. The teachers illustrate the concepts through examples and applications



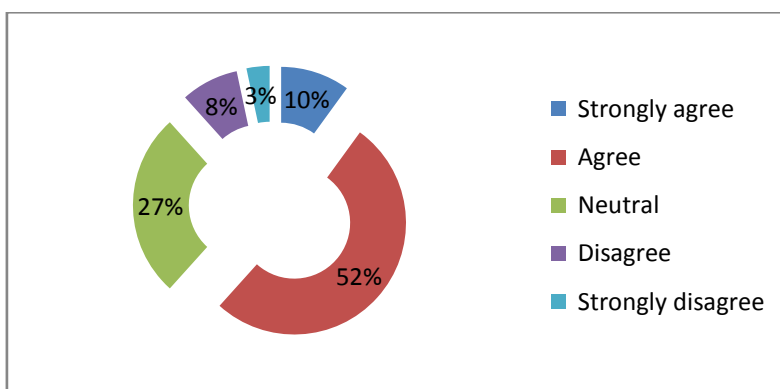
18. The teachers identify your strengths and encourage you with providing right level of challenges.



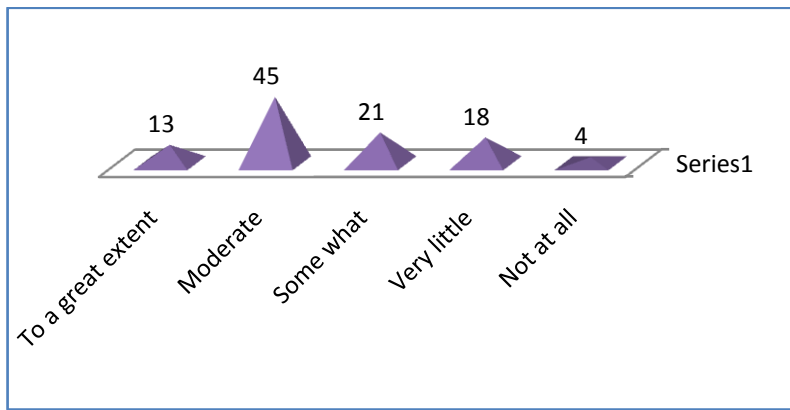
19. Teachers are able to identify your weaknesses and help you to overcome them.



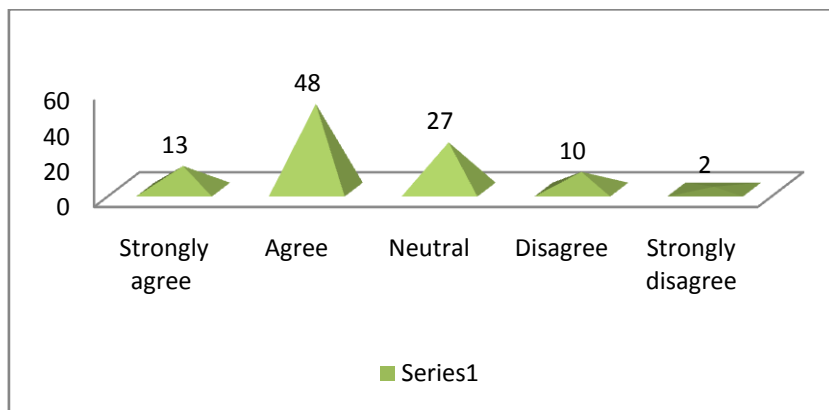
20. The College makes effort to engage students in the monitoring, review and continuous quality improvement of the teaching learning process.



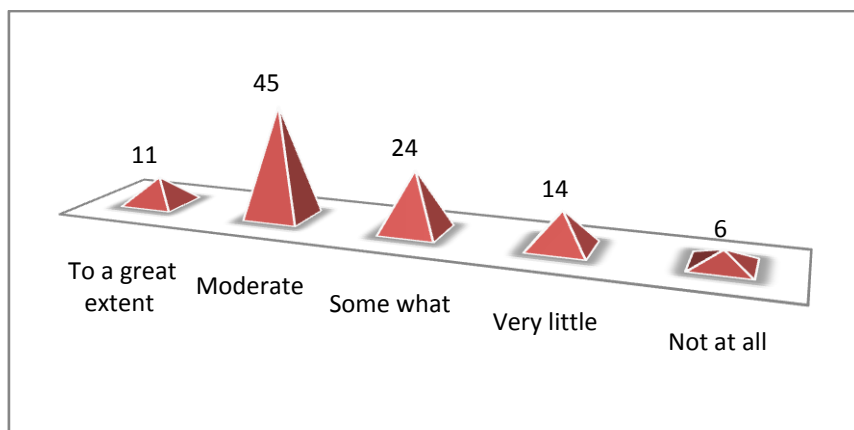
21. The institute/ teachers use student centric methods, such as experiential learning, participative learning and problem solving methodologies for enhancing learning experiences



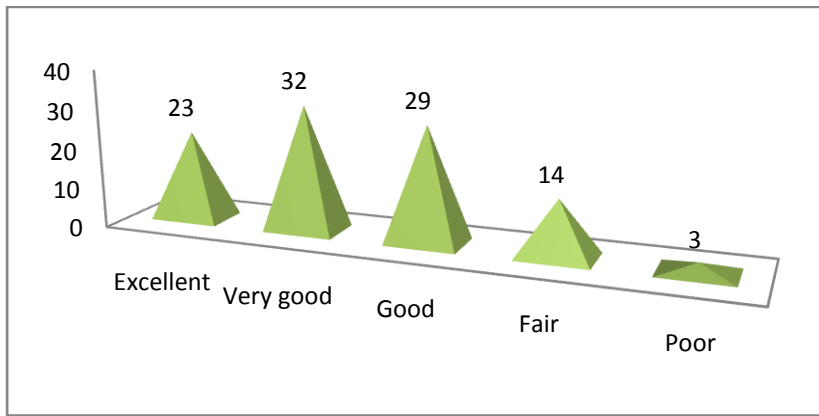
22. Teachers encourage you to participate in extracurricular activities



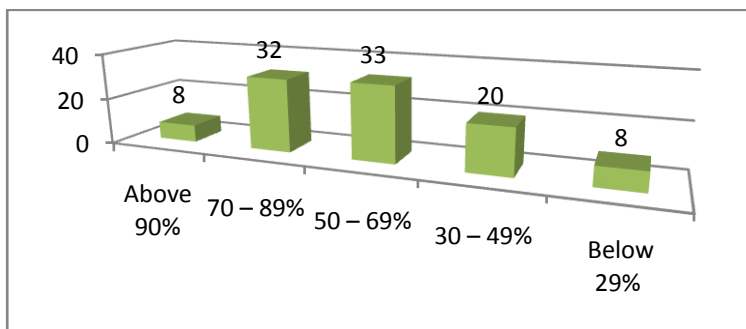
23. Efforts are made by the institute/ teachers to inculcate soft skills, life skills and employability skills to make you ready for the world of work.



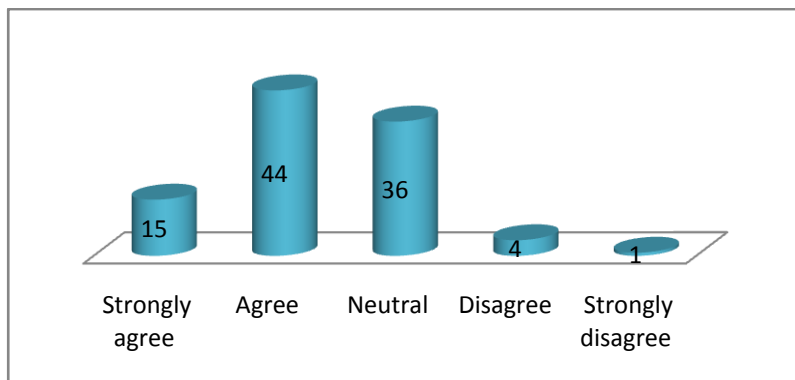
24. How do you rate the student-teacher relationship in the DHSK Commerce College as a whole?



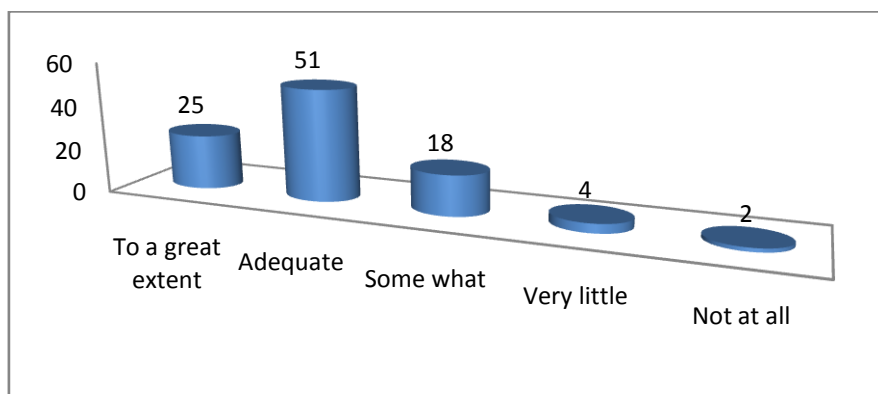
25. What percentage of teachers use ICT tools such as LCD projector, Multimedia, etc. while teaching.



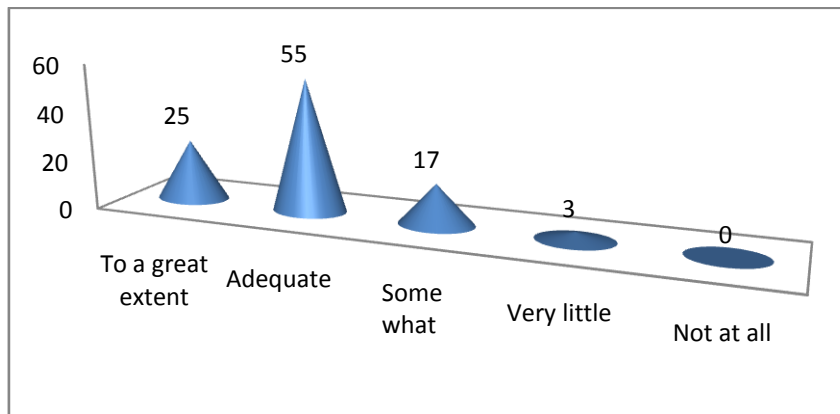
26. The overall quality of teaching-learning process in your institute is very good.



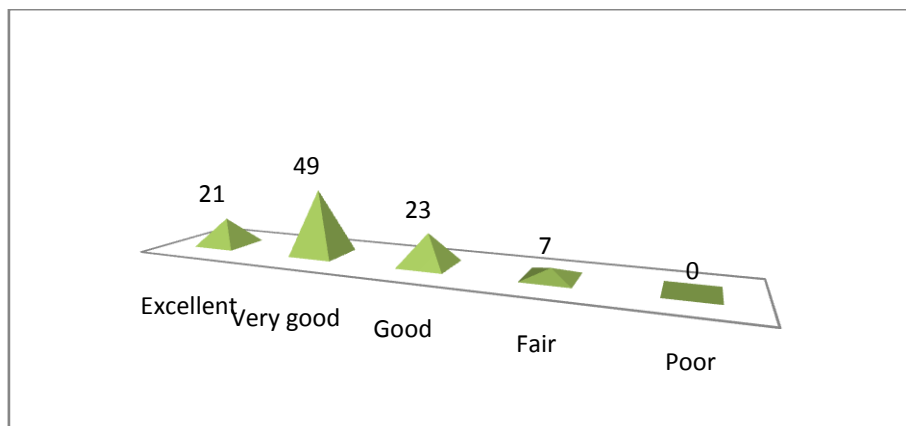
27. Availability of sufficient course and text books in the college Library



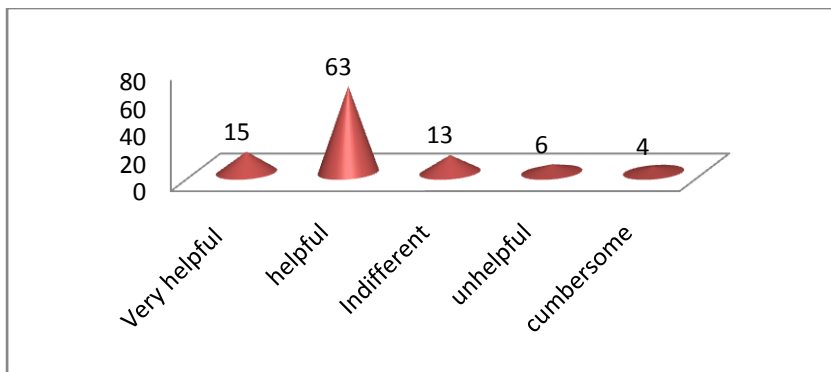
28. Availability of adequate Journals, news papers, Magazines etc. in the college Library



29. Overall cleanliness in the College campus

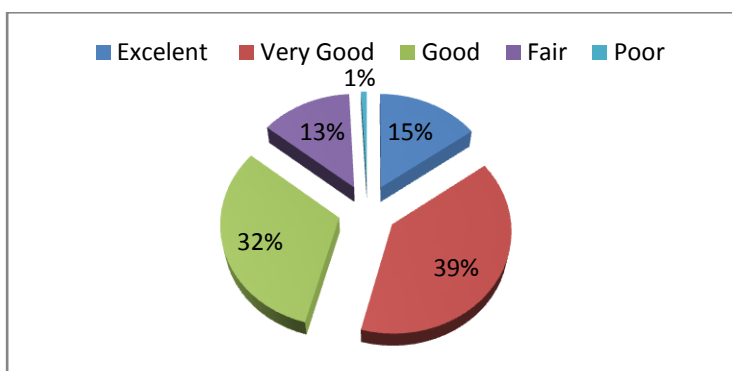


30. How do you find the DHSK Commerce College's administrative offices?

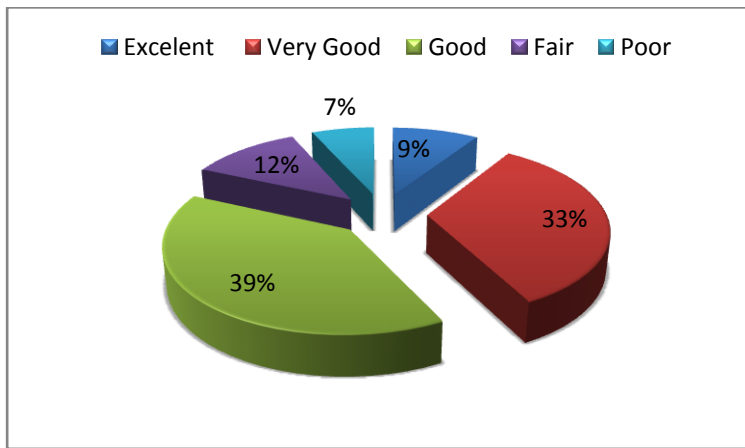


C. RATINGS ON THE DIFFERENT PROGRAMMES

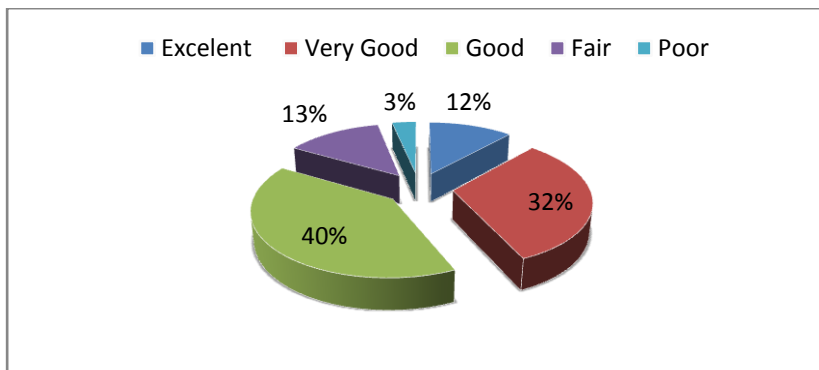
31. Fairness in In-semester examination.



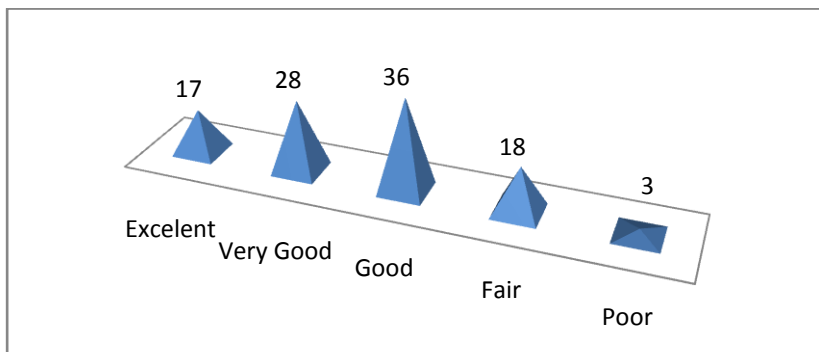
32. Interaction with administrator



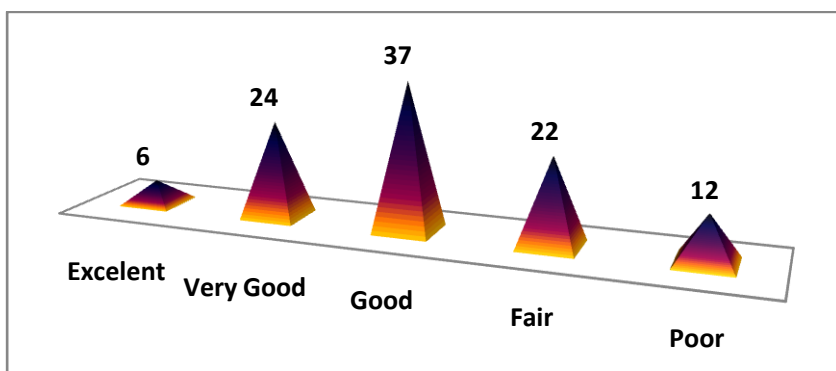
33. Interaction with faculty members.



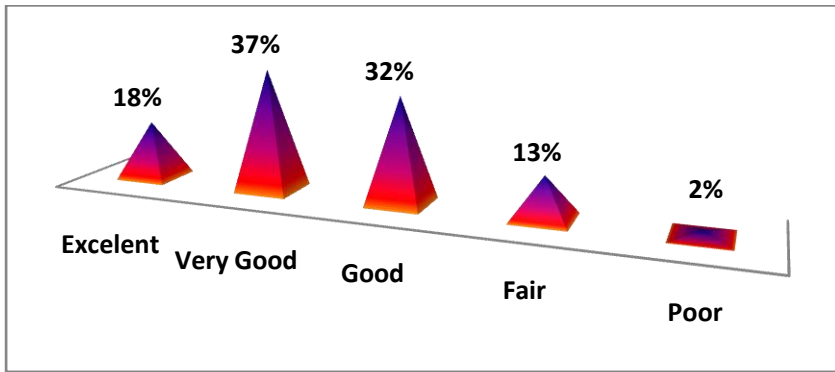
34. Library facilities.



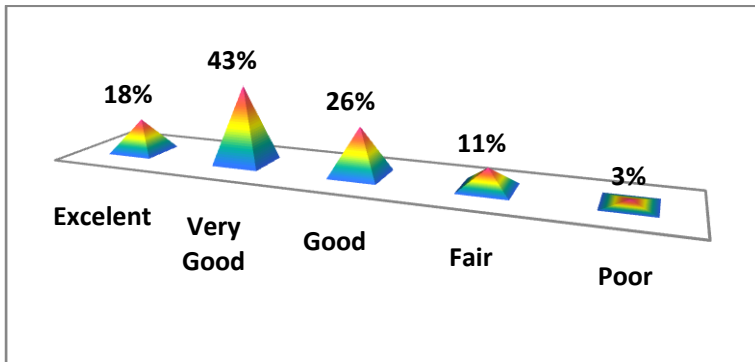
35. Computer/ Internet facility.



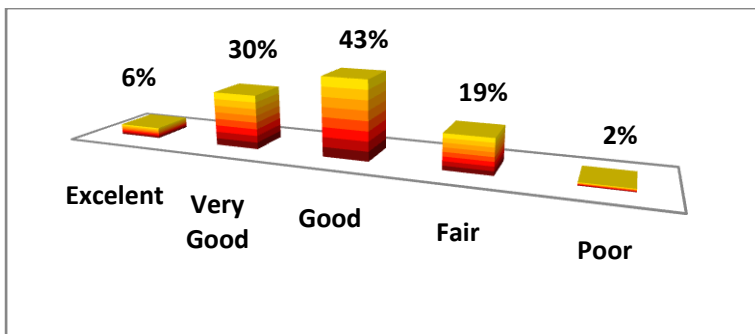
36. NCC activities.



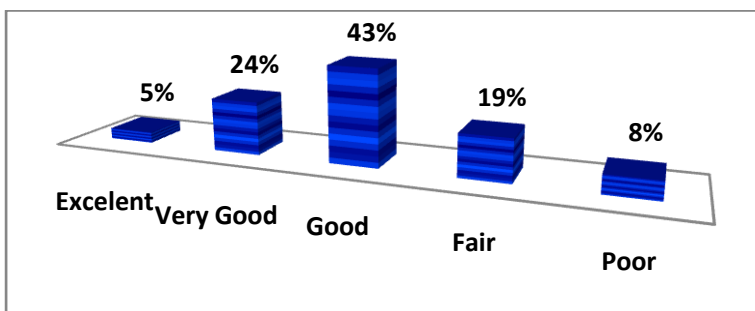
37. NSS activities



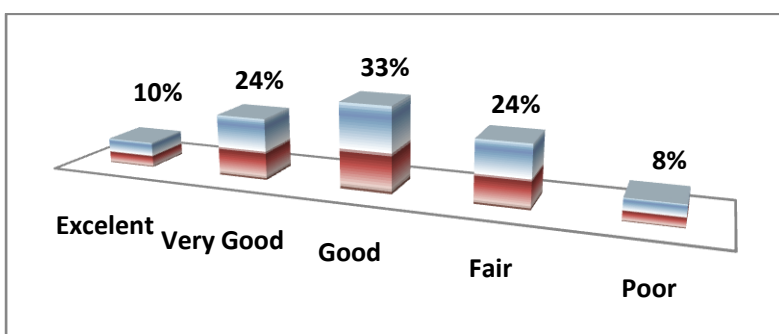
38. ICGC activities



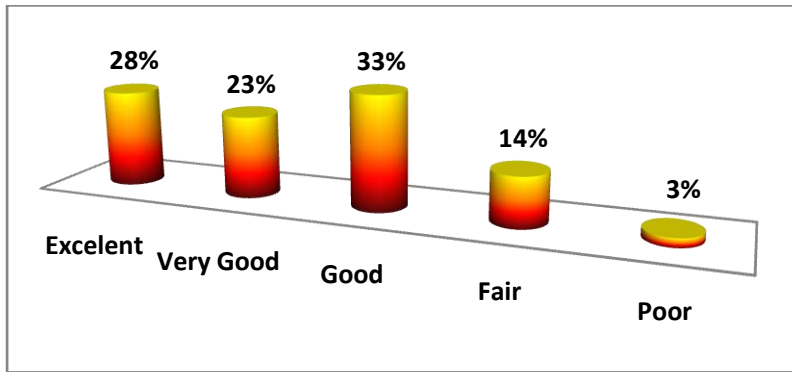
39. Hostel facilities



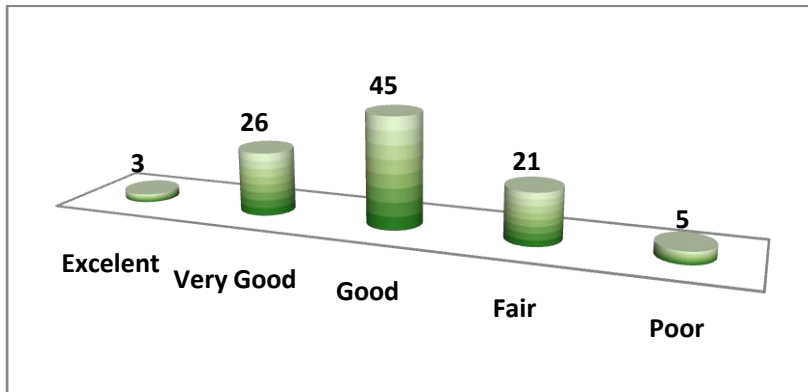
40. Canteen facilities



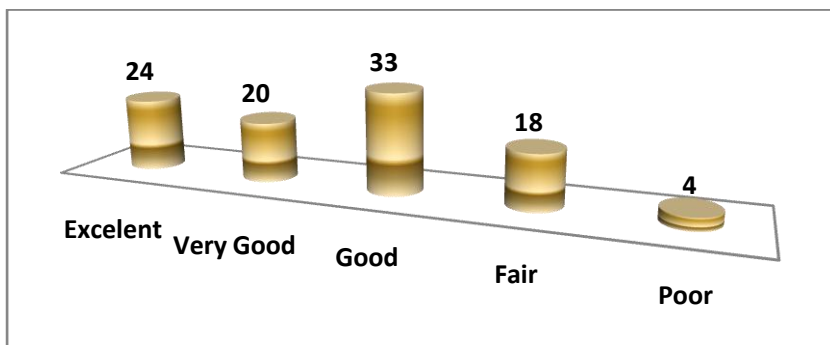
41. Drinking water



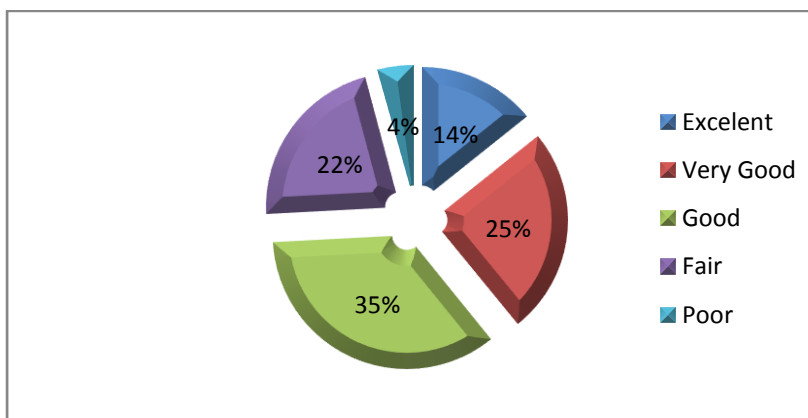
42. Grievance Redressal system



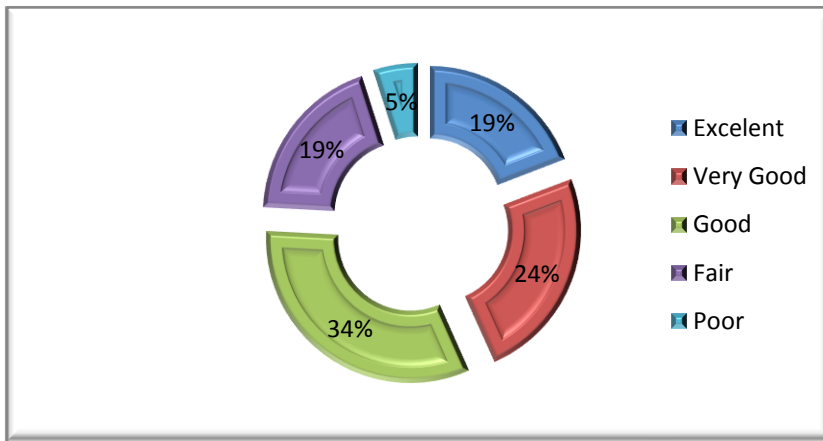
43. Free education scheme.



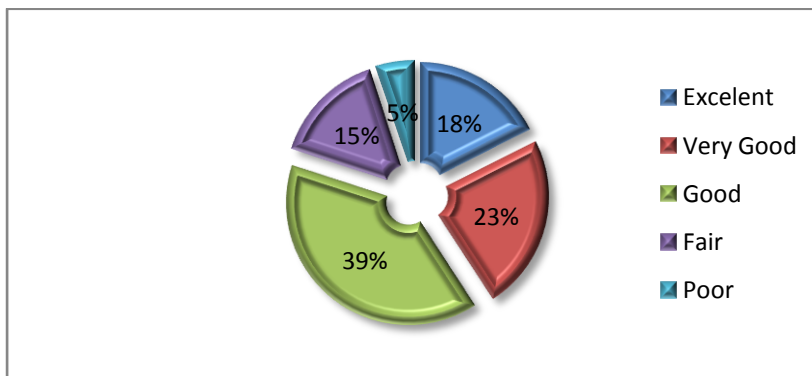
44. Other extra-curricular facilities.



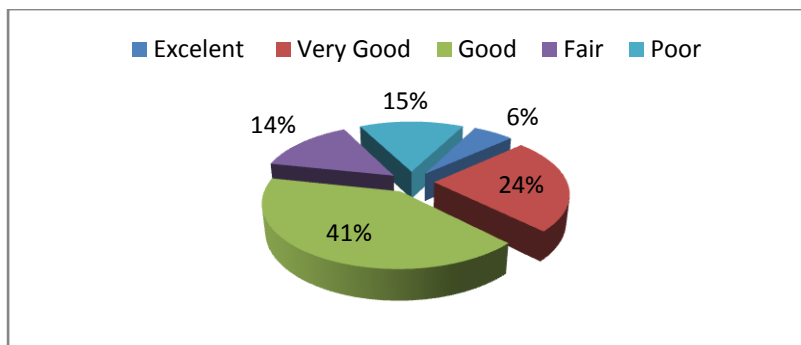
45. Sports facilities



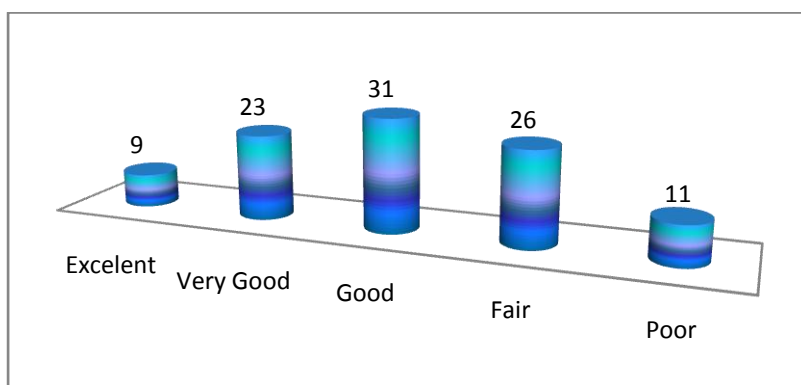
46. Girls/Boys common room facilities



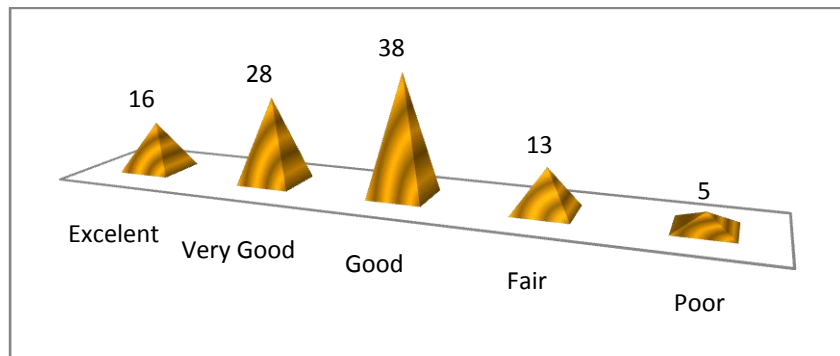
47. Scholarship



48. Toilets



49. Overall academic environment



FINDINGS AND CONCLUSIONS:

1. **51%** of the student respondents stated that learning value in terms of concepts, skills, knowledge, analytical abilities or broadening perspectives is **good**, while **18%** and **13%** stated it as **very good** and **excellent** respectively.
2. **39%** of the student respondents stated that Applicability/relevance of the B.Com. Course to real life situations is **good**, while **35%** stated it as **very good**.
3. **46%** of the student respondents stated that Depth and extent of the B.Com. Course content/ Syllabus is **Good** and **25 %** stated it as **Very good**
4. **49%** of the student respondents stated Overall rating on the B.Com. Course is **good**, while **21%** and **17%** rated it as **very good** and **excellent** respectively.
5. **32%** of the student respondents stated that **70% -84%** of the syllabus was covered in the last session and **28%** stated that **85%- 100%** was covered.
6. **68%** of the student respondents stated that the teachers prepared for the classes **satisfactorily** while **23%** stated that teachers prepared for the classes **thoroughly**.
7. **36%** of the student respondents stated that the teachers are **always** effective in their communication and **40%** stated that they are **sometimes** effective.
8. **14%** of the student respondents stated that the teacher's approach to teaching is **Excellent** and **34%** and **36%** stated it to be **Very good & good** respectively.
9. **35%** of the student respondents stated that Availability of the Teachers inside and outside class is **very good** while **21%** and **31%** stated it to be **Excellent** and **Good** respectively.
10. **49%** of the student respondents stated that the internal evaluation process by the teachers is **usually** fair and **29%** stated it to be **always** fair.
11. **27%** of the student respondents stated that their performance in assignments is discussed with them **every time**, **21%** stated it as **usually**, and another **27%** stated it as **sometimes**.
12. **37%** of the students responded that the institute **sometimes** takes active interest in promoting internship, student exchange, field visit opportunities for students.
13. **38%** and **39%** of the students responded that the teaching and mentoring process in the College facilitates them in their cognitive, social & emotional growth in a **significant** and **moderate** way.
14. **15%** and **39%** of the students **strongly agree** and **agree** that the institution provides multiple opportunities to learn and grow.

15. **37%** of the students responded that the Teachers **usually** inform them about their expected competencies, course outcomes and programme outcomes while **31%** responded the same to be **sometimes**.
16. **31%** of the students responded that the Teachers **usually** does a necessary follow-up with an assigned task to them inform them while **36%** responded the same to be **sometimes**.
17. **37%** of the students responded that the Teachers **every time** illustrate the concepts through examples and applications while **38%** responded the same to be **sometimes**.
18. **36%** of the students responded that the teachers **fully** identify their strengths and encourages them with providing right level of challenges and **30%** believed it to be done **reasonably**.
19. **23%** of the students responded that **every time** the Teachers are able to identify their weaknesses and help to overcome them, while **20%** stated it to be **usually**.
20. **52%** of the students **agreed** that The College makes effort to engage students in the monitoring, review and continuous quality improvement of the teaching learning process, while 10 % **strongly agreed** to the statement.
21. **45 %** of the respondents stated that the institute/ teachers **moderately** use student centric methods, such as experiential learning, participative learning and problem solving methodologies for enhancing learning experiences.
22. **48%** of the respondents **agreed** that the Teachers encourage them to participate in extracurricular activities, while **13% strongly agreed**.
23. **45%** of the respondents stated that **moderate** Efforts are made by the institute/ teachers to inculcate soft skills, life skills and employability skills to make you ready for the world of work.
24. **32%** of the students rated the student-teacher relationship in the DHSK Commerce College as **very good**, while **29%** rated it as **good** and **23%** rated it as **excellent**.
25. **32%** of the students stated that **70 – 89%** of teachers use ICT tools such as LCD projector, Multimedia, etc. And **33%** stated that **50-69%** of teachers use ICT tools.
26. **44%** of the respondents **agreed** that the overall quality of teaching-learning process in the institute is very good, while **15% strongly agreed** to the same.
27. **51%** of the students responded that there is **adequate** availability of course material and text books in the college Library.
28. **55%** of the students responded that the Availability of Journals, news papers, Magazines etc. in the college Library is **adequate**.
29. **49%** of the students stated that the Overall cleanliness in the College campus is **very good**.
30. **63%** of the respondents found the DHSK Commerce College's administrative staff to be **helpful**.
31. **39%** and **32%** of the students rated fairness in in-semester examination to be **very good** and **good** respectively
32. **33%** and **39%** of the respondents rated *interaction with administrator* as **very good** and **good** respectively, while **32%** and **40%** rated *interaction with faculty members* in the same manner.
33. *Library facilities* and *computer/ internet facility* are rated as **good** by **36%** and **37%** respectively while **28%** and **24%** rated it as **very good** respectively.
34. **37%** and **43%** of the respondents rated *NCC and NSS activities* to be **very good**, while *ICGC activities* are rated as **good** by **43%**.
35. *Hostel and canteen facilities* are rated respectively as **43%** and **33%** to be **good**.
36. **33%** respondents rated *drinking water facilities* to be **good** while **28%** rated it as **excellent**.
37. *Grievance Redressal system* is rated to be **good** by **45%** of the students.

38. *Free Education Scheme* is rated as **good** by **33%** of the students while **24%** rated it as **excellent**.
39. **35%** and **34%** of the students rated other *extra-curricular activities* and *sports facilities*, respectively as **good**.
40. **39%** of the students rated *girls/boys common room* to have **good** facilities.
41. **41%** of students rated *scholarship facilities* to be **good**.
42. *Toilets* are rated as **good** by **31%** of the respondents and **23%** rated it as **very good**.
43. *Overall academic environment* is rated as **good** by **38%** and **28%** rated it as **very good** and **16%** as **excellent**.

SUGGESTION AND RECOMMENDATIONS:

Based on the findings, the following suggestions can be stated:

- 1) The toilet facilities should be improved. Focus should be given on the cleanliness of the toilets.
- 2) There should be opportunities for field study. Financial support may be provided for initiating such activities.
- 3) There should be scope for more extra- curricular activities.
- 4) Library facilities should be improved with more textbooks.

CONCLUSION:

The Student satisfaction survey helped in identifying certain issues relating to academics and other activities, according to which recommendations are suggested. These recommendations should be taken up for better prospect in the future.